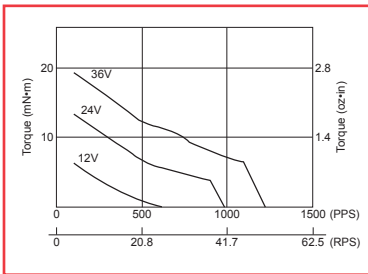


Specifications

Specification	Unit	PF(C)25-24				PF(C)25-48			
		Unipolar		Bipolar		Unipolar		Bipolar	
Type of Winding		Unipolar		Bipolar		Unipolar		Bipolar	
Excitation Mode*		Full step (2-2)				Full step (2-2)			
Step Angle	°	15 ± 5%				7.5 ± 5%			
Steps Per Revolution*		24				48			
Rated Voltage	V	12	5	12	5	12	5	12	5
Resistance	Ω	120	16	122	15	120	16	122	15
Inductance	mH	34	4.5	66	8	39	5.5	81	10
Holding Torque*	mN·m	8	8	10	10	10	10	12	12
Rotor Inertia	kg·m ²	1.0 x 10 ⁻⁷				1.0 x 10 ⁻⁷			
Starting Pulse Rate*	pps	490				790			
Slewing Pulse Rate*	pps	900				900			
Operating Temp. Range	°C	-10 to +50				-10 to +50			
Temperature Rise*	°C	70				70			
Weight	g	35				35			

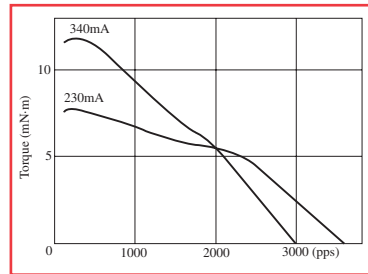
Torque Curve (pull-out torque)*

Bipolar Constant Voltage (48P1)



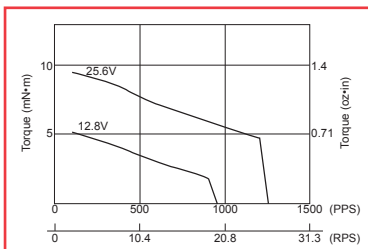
Coil Resistance: 122Ω

Bipolar Constant Current (48Q4)



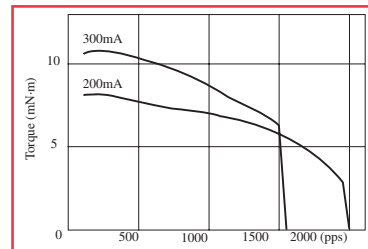
Coil Resistance: 35Ω Supply Voltage: 24V

Unipolar Constant Voltage (48C1)



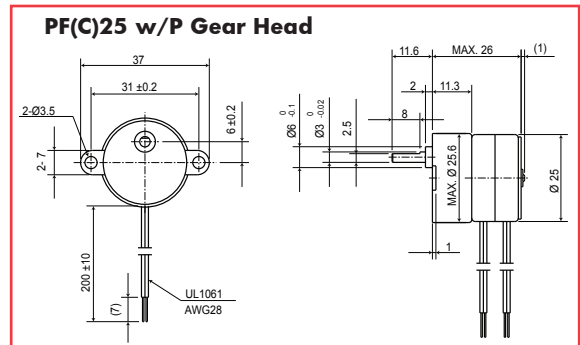
Coil Resistance: 120Ω

Unipolar Constant Current (48D4)



Coil Resistance: 34Ω Supply Voltage: 24V

Dimensions of Geared Model



Gear Ratio	6/25	1/5	3/25	1/10	2/25	1/15	3/50	1/20
Maximum Torque	20mN·m				50mN·m			

Gear Ratio	1/25	1/30	1/50	1/60	1/75
Maximum Torque	70mN·m				

Gear Ratio	1/100	1/120	1/125	1/150	1/200	1/250	1/300	1/20
Maximum Torque	100mN·m							

* - All tin-can motor specifications are based on full-step constant voltage operation
Magnet type: Anisotropic

Note: Torque curves are for reference only and are not guaranteed.